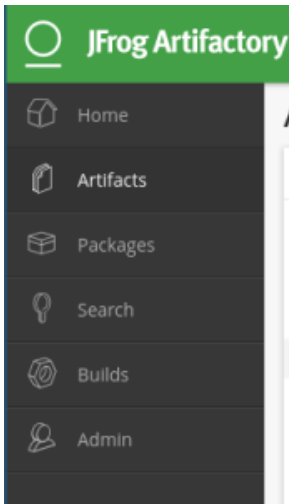


# [Artifactory] Redistribute Artifacts to Bintray

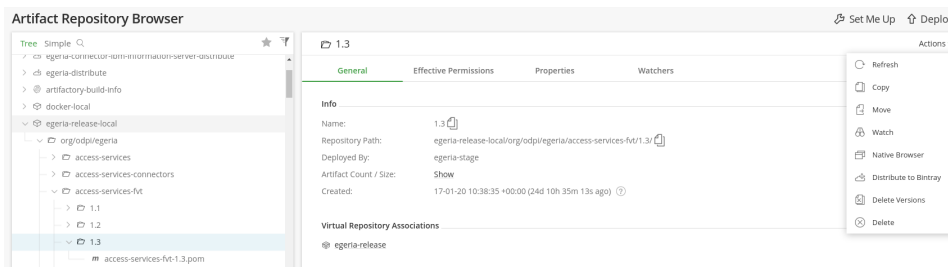
Occasionally packages get corrupted when being distributed from Artifactory to Bintray and need to be resent. This guide details the process for redistributing a single package version from Artifactory to Bintray.

## Step-by-step guide

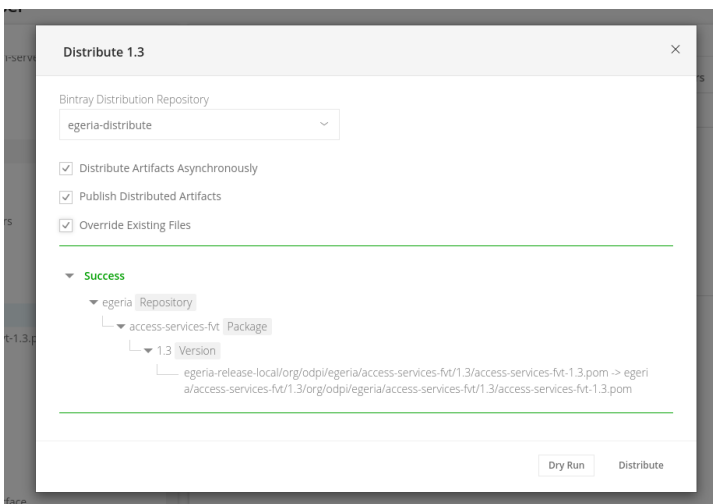
1. Navigate to your Artifactory instance and open the Artifacts view.



2. Find the corresponding local release repository for your Bintray instance. This should be named similarly to *<project>-release-local*, or *libs-release-local*
3. Expanding the repository, locate and select the specific package and version you'd like to resync.
4. In the top right corner of the detail box to the right, select *Distribute to Bintray* from the *Actions* menu.



5. Ensuring the correct Bintray Distribution repository is selected, *Distribute Artifacts Asynchronously*, *Publish Distributed Artifacts*, and *Override Existing Files*, select *Dry Run*.
6. If there are no errors from the Dry Run, select *Distribute*



7. In a couple of minutes a non-corrupt copy of the package should exist in Bintray.

## Related articles

- [\[Artifactory\] Sync Bintray to JCenter/Maven-Central](#)
- [\[Artifactory\] Sync Artifacts from Bintray to Maven Central](#)
- [\[Artifactory\] Redistribute Artifacts to Bintray](#)
- [\[Maven\] Include Bintray Packages in JCenter](#)